



TECHNICAL SPECIFICATIONS

Pneumatic Forklift Trucks

G15S / G18S-5 & G20SC-5

1,500kg to 2,000kg Capacity

PRO5
SERIES

PRO5
SERIES



G15S / G18S-5 & G20SC-5
1,500kg 1,750kg 2,000kg
LPG, Pneumatic Tires



EUG18S5-160518V2EN (MAY 2016)



Doosan Industrial Vehicle UK
12 Kilvey Road, Brackmills Ind
Estate, Northampton, NN4 7BQ

Tel: 01604 825600
Website: www.doosanflt.com

AUTHORIZED DEALER

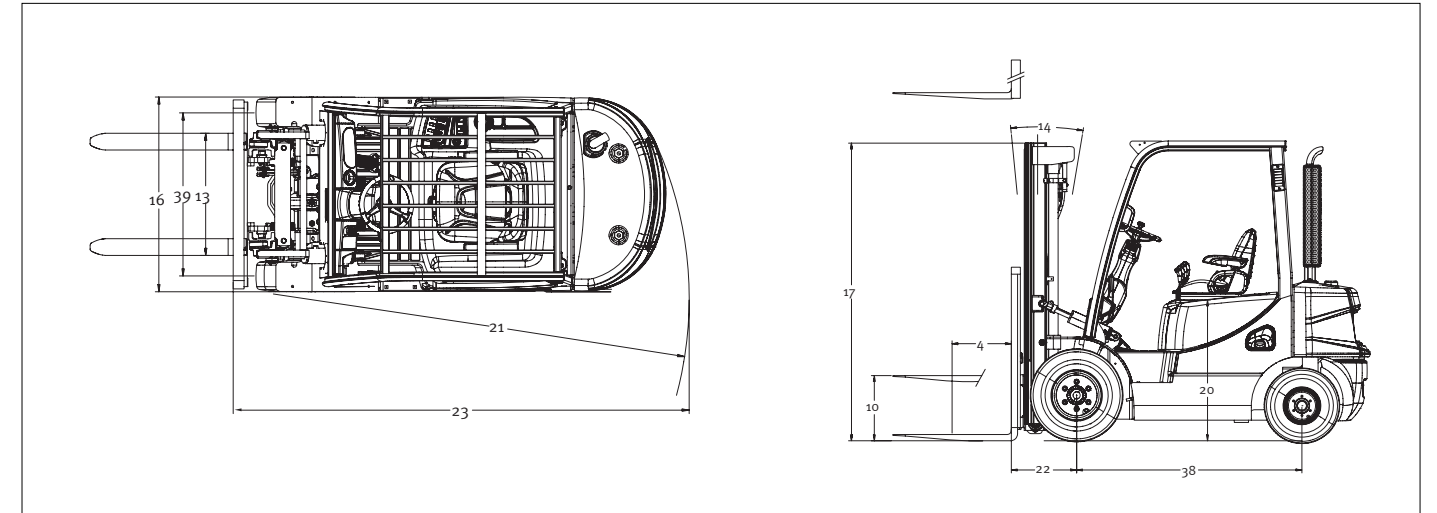
Product and specifications are subject to improvement and change without notice.

GENERAL SPECIFICATIONS

CHARACTERISTICS						
1	Manufacturer		Doosan	Doosan	Doosan	
2	Model		D15S-5	D18S-5	D20SC-5	
3	Capacity	at rated load center	kg	1,500	1,750	2,000
4	Load center	distance	mm	500	500	500
5	Power type	electric, diesel, gas, LPG-gas		LPG	LPG	LPG
6	Operator type	stand-on, driver-seated		driver-seated	driver-seated	driver-seated
7	Tires	C=cushion, P=pneumatic, E=Solid		P	P	P
8	Wheels (x=driven)	number of front/rear		X 2/2	X 2/2	X 2/2
DIMENSIONS						
9	Lift with STD two-stage mast	maximum fork height with rated load	mm	3,300	3,300	3,300
10		free lift	mm	135	135	140
12	Fork Carriage	ISO class		II	II	II
13	Forks	thickness x width x length	mm	900 x 100 x 35	900 x 100 x 35	900 x 100 x 40
		fork spacing (minimum x maximum)	mm	240 x 905	240 x 905	240 x 905
14	Tilt of mast	forward/backward	deg	6 / 8	6 / 8	6 / 8
15	Overall dimensions	length to fork face	mm	2,170	2,215	2,250
16		width	mm	1,070	1,070	1,070
17		mast lowered height	mm	2,185	2,185	2,185
18		mast extended height	mm	4,355	4,355	4,360
19		overhead guard height	mm	2,170	2,170	2,170
20		seat height	mm	1,005	1,005	1,005
21	Outside turning radius		mm	1,977	2,022	2,050
22	Load moment constant		mm	394	394	399
23	90° stacking aisle (add load length & clearance)		mm	2,360	2,398	2,422
PERFORMANCE						
24	Speed	travel, loaded/unloaded	km/h	18 / 19	18 / 19	18 / 19
25		lift, loaded/unloaded	mm/s	600 / 650	600 / 650	600 / 650
26		lowering, loaded/unloaded	mm/s	500 / 450	500 / 450	500 / 450
28		Drawbar pull	at 1.6km/hr, loaded/unloaded	kg	1,440	1,430
30	Gradeability	at 1.6km/hr, loaded/unloaded	%	35.5	31.0	28.5
WEIGHT						
32	Total weight, unloaded		kg	2,800	3,010	3,170
33	Axle load	with load, front/rear	kg	3,775 / 525	4,140 / 620	4,520 / 650
34		with unload, front/rear	kg	1,320 / 1,485	1,270 / 1,740	1,235 / 1,935
CHASSIS						
35		number of front/rear		2 / 2	2 / 2	2 / 2
36	Tires	front size		6.50x10-12	6.50x10-12	6.50x10-12
37		rear size		5.00x8-10	5.00x8-10	5.00x8-10
38	Wheel base		mm	1,400	1,400	1,400
39	Tread	front/rear	mm	890 / 910	890 / 910	890 / 910
40	Ground Clearance	loaded, the lowest point	mm	120	120	120
41		loaded, center of wheelbase	mm	150	150	150
42	Service brake			foot / hydr	foot / hydr	foot / hydr
43	Parking brake			hand / mech	hand / mech	hand / mech
DRIVE						
45	Battery	voltage/capacity	V/AH	12 / 45	12 / 45	12 / 45
49	Engine	manufacturer/model		HMC / G424(E)	HMC / G424(E)	HMC / G424(E)
50		rated output / rpm	kw	33.9 / 2,450	33.9 / 2,450	33.9 / 2,450
51		max. torque / rpm	N-m	15.1 / 1,600	15.1 / 1,600	15.1 / 1,600
52		cycle/cylinders/displacement	cc	4 / 2,359	4 / 2,359	4 / 2,359
55	Transmission	type		powershift	powershift	powershift
		number of speeds forward/reverse			1 / 1	1 / 1
57	Operating pressure	system/attachment	bar	176 / 176	199 / 199	216 / 216

Note: Specification values quoted in this specification sheet has been rounded. Performance may vary due to operation conditions. Products and specifications are subject to improvement and change without prior notices.

DIMENSIONAL DRAWING



MAST SPECIFICATIONS and RATED CAPACITIES

G15S-5

Mast type	Maximum Fork Height	Maximum Lowered Height	Fully Extended Height With Load Backrest	Free Lift With Load Backrest	Rated Load Capacities		
					G15S-5		Load Capacities LC 500mm
					Tilt Angle FWD	Tilt Angle BWD	
deg	deg	kg					
STD	3000	2035	4055	135	6	8	1500
	3300	2185	4355	135	6	8	1500
	3500	2285	4555	135	6	8	1500
	3700	2385	4755	135	6	8	1500
	4000	2585	5055	135	6	8	1500
FF	2700	1885	3755	880	6	8	1500
	3000	2035	4055	1030	6	8	1500
	3300	2185	4355	1180	6	8	1500
	4000	1915	5055	910	6	8	1500
	4500	2080	5555	1075	6	8	1475
FFT	4750	2165	5805	1160	6	8	1425
	5000	2280	6055	1275	6	5	1400
	5500	2515	6555	1510	6	5	1275
	6000	2680	7055	1675	6	5	975

G18S-5

Mast type	Maximum Fork Height	Maximum Lowered Height	Fully Extended Height With Load Backrest	Free Lift With Load Backrest	Rated Load Capacities		
					G18S-5		Load Capacities LC 500mm
					Tilt Angle FWD	Tilt Angle BWD	
deg	deg	kg					
STD	3000	2035	4055	135	6	8	1750
	3300	2185	4355	135	6	8	1750
	3500	2285	4555	135	6	8	1750
	3700	2385	4755	135	6	8	1750
	4000	2585	5055	135	6	8	1750
FF	2700	1885	3755	880	6	8	1750
	3000	2035	4055	1030	6	8	1750
	3300	2185	4355	1180	6	8	1750
	4000	1915	5055	910	6	8	1750
	4500	2080	5555	1075	6	8	1750
FFT	4750	2165	5805	1160	6	8	1500
	5000	2280	6055	1275	6	5	1575
	5500	2515	6555	1510	6	5	1200
	6000	2680	7055	1675	6	5	900

G20SC-5

Mast type	Maximum Fork Height	Maximum Lowered Height	Fully Extended Height With Load Backrest	Free Lift With Load Backrest	Rated Load Capacities		
					G20SC-5		Load Capacities LC 500mm
					Tilt Angle FWD	Tilt Angle BWD	
deg	deg	kg					
STD	3000	2035	4060	140	6	8	2000
	3300	2185	4360	140	6	8	2000
	3500	2285	4560	140	6	8	2000
	3700	2385	4760	140	6	8	2000
	4000	2585	5060	140	6	8	2000
FF	2700	1885	3760	880	6	8	2000
	3000	2035	4060	1030	6	8	2000
	3300	2185	4360	1180	6	8	2000
	4000	1915	5060	910	6	8	2000
	4500	2080	5560	1075	6	8	1700
FFT	4750	2165	5810	1160	6	5	1750
	5000	2280	6060	1275	6	5	1525
	5500	2515	6560	1510	6	5	1150
	6000	2680	7060	1675	6	5	850



www.doosanforklifts.co.uk

7 Series Forklifts

LPG 2.0 to 3.5 Tonne Series

G20/G25/G30/G33P-7, G35C-7



Building your tomorrow today

G45S-7, G50SC-7

Mast type	Maximum Fork Height	Maximum Lowered Height	Fully Extended Height	Free Lift	Rated Load Capacities							
					G45S-7, G50SC-7							
					Tilt Angle				Load Capacities			
					Single Pneumatics		Double Pneumatics		Single Pneu.		Double Pneumatics	
With Load Backrest	Without Load Backrest	FWD	BWD	FWD	BWD	LC 500mm	LC 600mm	LC 500mm	LC 600mm			
mm	mm	mm	mm	deg	deg	deg	deg	kg	kg	kg	kg	
STD	3,000	2,230	4,420	160	8	10	8	10	5,000	4,570	5,000	4,570
	3,300	2,380	4,720	160	8	10	8	10	5,000	4,570	5,000	4,570
	3,650	2,555	5,070	160	8	10	8	10	5,000	4,570	5,000	4,570
	4,000	2,880	5,420	160	8	10	8	10	5,000	4,570	5,000	4,570
	4,250	3,005	5,670	160	8	10	8	10	5,000	4,570	5,000	4,570
	4,850	3,455	6,270	160	8	5	8	10	4,900	4,480	4,950	4,525
FF	3,000	2,210	4,400	860	8	10	8	10	5,000	4,575	5,000	4,575
FFT	4,000	2,090	5,415	740	8	8	8	8	5,000	4,585	5,000	4,585
	4,250	2,180	5,680	830	8	8	8	8	4,975	4,565	5,000	4,585
	4,700	2,330	6,130	980	8	8	8	8	4,800	4,400	4,850	4,450
	5,150	2,480	6,580	1,130	8	3	8	8	4,650	4,265	4,700	4,310
	5,600	2,630	7,030	1,280	8	3	8	5	4,500	4,125	4,550	4,175
	6,050	2,780	7,480	1,430	8	3	8	3	3,575	3,280	4,025	3,690

G50C-7, G55SC-7

Mast type	Maximum Fork Height	Maximum Lowered Height	Fully Extended Height	Free Lift	Rated Load Capacities							
					G50C-7, G55SC-7							
					Tilt Angle				Load Capacities			
					Single Pneumatics		Double Pneumatics		Single Pneumatics		Double Pneumatics	
With Load Backrest	Without Load Backrest	FWD	BWD	FWD	BWD	LC 500mm	LC 600mm	LC 500mm	LC 600mm			
mm	mm	mm	mm	deg	deg	deg	deg	kg	kg	kg	kg	
STD	2,750	2,230	4,170	170	8	10	8	10	5,500	5,030	5,500	5,030
	3,050	2,380	4,470	170	8	10	8	10	5,500	5,030	5,500	5,030
	3,400	2,555	4,820	170	8	10	8	10	5,500	5,030	5,500	5,030
	3,750	2,880	5,170	170	8	10	8	10	5,500	5,030	5,500	5,030
	4,000	3,005	5,420	170	8	10	8	10	5,500	5,030	5,500	5,030
	4,600	3,455	6,020	170	8	8	8	10	5,500	5,030	5,500	5,030
FF	2,875	2,210	4,275	870	8	10	8	10	5,500	5,035	5,500	5,035
FFT	3,875	2,090	5,290	750	8	8	8	8	5,500	5,050	5,500	5,050
	4,125	2,180	5,555	840	8	8	8	8	5,500	5,050	5,500	5,050
	4,575	2,330	6,005	990	8	8	8	8	5,375	4,935	5,425	4,980
	5,025	2,480	6,455	1,140	8	5	8	8	5,200	4,775	5,150	4,725
	5,475	2,630	6,905	1,290	8	3	8	5	4,650	4,270	4,750	4,360
	5,925	2,780	7,355	1,440	8	3	8	5	3,625	3,330	3,525	3,235

G55C-7

Mast type	Maximum Fork Height	Maximum Lowered Height	Fully Extended Height	Free Lift	Rated Load Capacities							
					G55C-7							
					Tilt Angle				Load Capacities			
					Single Pneumatics		Double Pneumatics		Single Pneumatics		Double Pneumatics	
With Load Backrest	Without Load Backrest	FWD	BWD	FWD	BWD	LC 600mm	LC 600mm					
mm	mm	mm	mm	deg	deg	deg	deg	kg	kg			
STD	2,750	2,230	4,170	170	8	10	8	10	5,500	5,500		
	3,050	2,380	4,470	170	8	10	8	10	5,500	5,500		
	3,400	2,555	4,820	170	8	10	8	10	5,500	5,500		
	3,750	2,880	5,170	170	8	10	8	10	5,500	5,500		
	4,000	3,005	5,420	170	8	10	8	10	5,500	5,500		
	4,600	3,455	6,020	170	8	8	8	10	5,400	4,900		
FF	2,875	2,210	4,275	870	8	10	8	10	5,500	5,500		
FFT	3,875	2,090	5,290	750	8	8	8	8	5,500	5,500		
	4,125	2,180	5,555	840	8	8	8	8	5,500	5,500		
	4,575	2,330	6,005	990	8	8	8	8	5,500	5,500		
	5,025	2,480	6,455	1,140	8	5	8	8	5,150	4,925		
	5,475	2,630	6,905	1,290	8	3	8	5	4,500	4,575		
	5,925	2,780	7,355	1,440	8	3	8	5	3,500	3,375		

Note : Mast Specifications & Rated Capacities are based on standard chassis with pneumatic tire and without side shifter.



- 🏭 Production Subsidiary
- Sales Subsidiary
- △ Parts Depot Center



Doosan Industrial Vehicle UK
 12 Kilvey Road, Brackmills Ind Estate, Northampton, NN4 7BQ

Tel: 01604 825600
 Website: www.doosanfit.com

EUG45S7-191104v2EN (November 2019)

Authorized Dealer



G35S-7 / G40S-7 / G45S-7 / G50C-7 / G55C-7
 G40SC-7 / G45SC-7 / G50SC-7 / G55SC-7

7 SERIES FORKLIFTS

Pneumatic LPG 3.5 to 5.5 ton capacity






7 Series Forklifts Pneumatic LPG 6 to 7 ton Series



www.doosanflt.com



Doosan Industrial Vehicle UK
12 Kilvey Road, Brackmills Ind
Estate, Northampton NN4 7BQ

Tel.: 01604 825600
Website: www.doosanflt.com

EUG70S-7-160608v1EN (June 2016)

AUTHORIZED DEALER

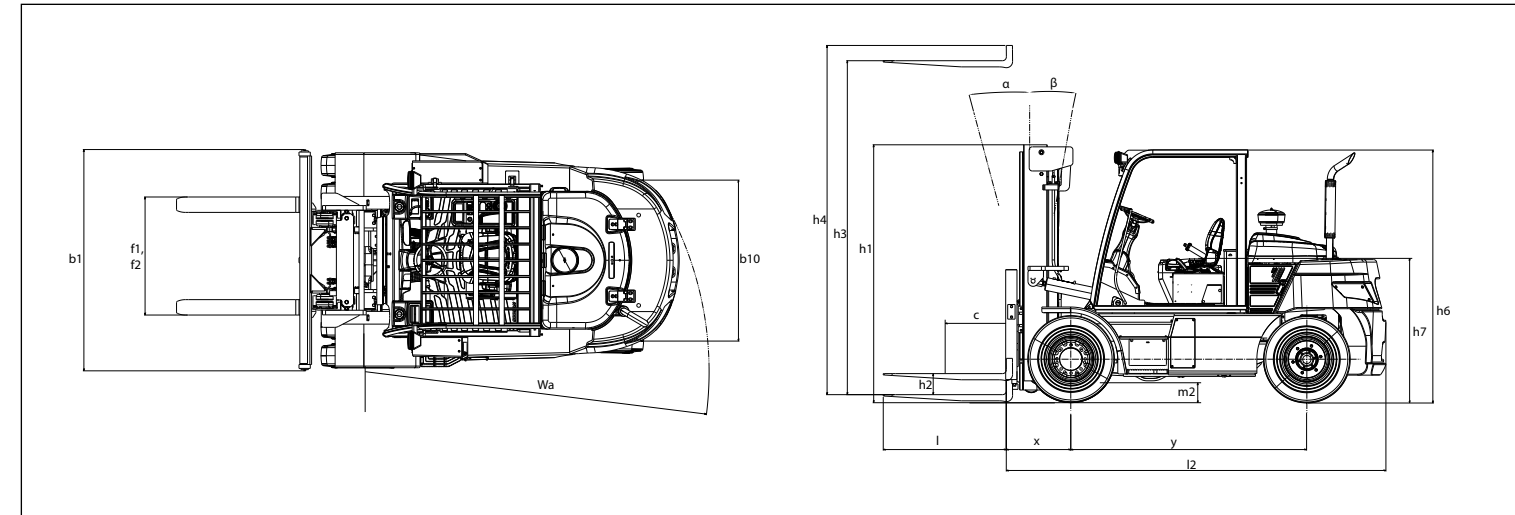
Lifting Your Dreams

GENERAL SPECIFICATIONS

				Tier III		Non Certi			
CHARACTERISTICS	1.1	Manufacturer		Doosan	Doosan	Doosan	Doosan		
	1.2	Model		G60S-7	G70S-7	G60S-7	G70S-7		
	1.3	Power type		LPG	LPG	LPG	LPG		
	1.4	Operator type		driver-seated	driver-seated	driver-seated	driver-seated		
	1.5	Capacity	at rated load center	Q	kg	6,000	7,000	6,000	7,000
	1.6	Load center		c	mm	600	600	600	600
	1.8	Load moment constant		x	mm	632	632	632	632
	1.9	Wheel base		y	mm	2,300	2,300	2,300	2,300
	WEIGHT	2.1	Service weight	unloaded		kg	8,745	9,425	8,745
2.2		Axle load	loaded, front/rear		kg	13,280 / 1,530	14,615 / 1,875	13,280 / 1,530	14,615 / 1,875
2.3		Axle load	unloaded, front/rear		kg	4,040 / 4,705	3,835 / 5,590	4,040 / 4,705	3,835 / 5,590
WHEELS AND CHASSIS	3.1	Tires	P=pneumatic, E=solid			P/E	P/E	P/E	P/E
	3.2	Tire size	front			8.25x15-14PR	8.25x15-14PR	8.25x15-14PR	8.25x15-14PR
	3.3	Tire size	rear			8.25x15-14PR	8.25x15-14PR	8.25x15-14PR	8.25x15-14PR
	3.5	Number of wheels	front/rear (x=driven)			x 4/2	x 4/2	x 4/2	x 4/2
	3.6	Track width	front	b10	mm	1,584	1,584	1,584	1,584
	3.7	Track width	rear	b11	mm	1,550	1,550	1,550	1,550
	DIMENSIONS	4.1	Tilt mast/fork carriage	forward/backward	α/β	°	15 / 10	15 / 10	15 / 10
4.2		Closed mast height		h1	mm	2,500	2,500	2,500	2,500
4.3		Free lift		h2	mm	205	205	205	205
4.4		Maximum fork height	with STD 2-stage mast	h3	mm	3,000	3,000	3,000	3,000
4.5		Extended mast height		h4	mm	4,340	4,340	4,340	4,340
4.7		Height over overhead guard	(cabin)	h6	mm	2,455	2,455	2,455	2,455
4.8		Seat height		h7	mm	1,455	1,455	1,455	1,455
4.20		Length to fork face		l2	mm	3,618	3,697	3,618	3,697
4.21		Overall width		b1	mm	2,108	2,108	2,108	2,108
4.22		Forks (thickness x width x length)		s,e,l	mm	60 x 180 x 1,200	60 x 180 x 1,200	60 x 180 x 1,200	60 x 180 x 1,200
		Fork spacing	min x max	f1, f2	mm	410 x 2,032	410 x 2,032	410 x 2,032	410 x 2,032
4.23		Carriage	ISO-class			IV	IV	IV	IV
4.31		Ground clearance	loaded, at the lowest point	m1	mm	176	176	176	176
4.32		Ground clearance	loaded, center of wheel base	m2	mm	205	205	205	205
4.33		Aisle width for pallets 1000x1200, crossways		Ast	mm	5,212	5,262	5,212	5,262
4.34		Aisle width for pallet 800x1200, lengthways		Ast	mm	5,012	5,062	5,012	5,062
4.35	Outer turning radius		Wa	mm	3,380	3,430	3,380	3,430	
4.36	Inner turning radius		b13	mm	1,279	1,279	1,279	1,279	
PERFORMANCE	5.1	Travel speed	loaded/unloaded		km/h	22.6 / 23.7	22.5 / 23.4	22.6 / 23.7	22.5 / 23.4
	5.2	Lift speed	loaded/unloaded		mm/s	380 / 410	380 / 410	380 / 410	380 / 410
	5.3	Lowering speed	loaded/unloaded		mm/s	490 / 460	490 / 460	490 / 460	490 / 460
	5.5	Drawbar pull	loaded, at 1.6 km/h		kg	4,262	4,236	4,262	4,236
	5.7	Gradeability	loaded/unloaded		%	30	26.5	30	26.5
	5.10	Service brake				foot / hyd.	foot / hyd.	foot / hyd.	foot / hyd.
	Parking brake				hand / mech.	hand / mech.	hand / mech.	hand / mech.	
IC ENGINE	7.1	Manufacturer/type				PSI 4.3L (Tier III)	PSI 4.3L (Tier III)	PSI 4.3L (Non Certi)	PSI 4.3L (Non Certi)
	7.2	Rated output			kW	70 / 2,500	70 / 2,500	70 / 2,500	70 / 2,500
		Max. torque			Nm/rpm	283.9 / 1,800	283.9 / 1,800	283.9 / 1,800	283.9 / 1,800
	7.4	Cylinders/displacement			cc	6 / 4,294	6 / 4,294	6 / 4,294	6 / 4,294
	7.9	Battery voltage			V	12 / 75	12 / 75	12 / 75	12 / 75
		Transmission type				powershift	powershift	powershift	powershift
		Transmission - number of speeds forward / reverse				2 / 2	2 / 2	2 / 2	2 / 2
	Hydraulic pressure system			bar	190	215	190	215	
10.1	Hydraulic pressure for attachments			bar	140	140	140	140	

Note : Specification values quoted in this specification sheet have been rounded. Performance may vary due to operation conditions. Products and specifications are subject to improvement and change without prior notices.

DIMENSIONAL DRAWING



MAST SPECIFICATIONS and RATED CAPACITIES

G60S-7

Mast type	Maximum Fork Height	Maximum Lowered Height	Fully Extended Height	Free Lift	Rated Load Capacities		
					G60S-7		
					Tilt Angle		Load Capacities
					Double Pneumatic		Double Pneumatic
	mm	mm	mm	mm	FWD	BWD	LC600mm
	deg	deg	kg				
STD	3,000	2,495	4,275	205	15	10	6,000
	3,500	2,745	4,775	205	15	10	6,000
	3,700	2,845	4,975	205	15	10	6,000
	4,000	2,995	5,275	205	15	10	6,000
	4,500	3,345	5,775	205	15	10	6,000
	5,000	3,595	6,275	205	15	10	6,000
	5,500	3,845	6,775	205	15	10	5,875
6,000	4,095	7,275	205	15	10	5,675	
FFT	4,550	2,540	5,570	1,580	15	10	5,900
	5,000	2,690	6,020	1,730	15	10	5,725
	5,600	2,890	6,620	1,930	15	10	5,500
	6,050	3,040	7,070	2,080	15	10	5,300

G70S-7

Mast type	Maximum Fork Height	Maximum Lowered Height	Fully Extended Height	Free Lift	Rated Load Capacities		
					G70S-7		
					Tilt Angle		Load Capacities
					Double Pneumatic		Double Pneumatic
	mm	mm	mm	mm	FWD	BWD	LC600mm
	deg	deg	kg				
STD	3,000	2,495	4,275	205	15	10	7,000
	3,500	2,745	4,775	205	15	10	7,000
	3,700	2,845	4,975	205	15	10	7,000
	4,000	2,995	5,275	205	15	10	7,000
	4,500	3,345	5,775	205	15	10	7,000
	5,000	3,595	6,275	205	15	10	7,000
	5,500	3,845	6,775	205	15	10	7,000
6,000	4,095	7,275	205	15	10	6,900	
FFT	4,550	2,540	5,570	1,580	15	10	7,000
	5,000	2,690	6,020	1,730	15	10	7,000
	5,600	2,890	6,620	1,930	15	10	6,725
	6,050	3,040	7,070	2,080	15	10	6,500

Note : Mast Specifications & Rated Capacities are based on standard chassis with dual pneumatic tire and without side shifter.