



BR14J-9 / BR16J-9

BR14JW-9 / BR16JW-9 / BR20JW-9 / BR25JW-9

ELECTRIC REACH TRUCK

1.4 to 2.5 tonne capacity



Features overview

Keeping you happy is our main focus, and this is guaranteed by our 9-Series. They provide great power, excellent performance, driving comfort and reliability.

MAXIMUM PRODUCTIVITY

- Increased productivity
- Excellent visibility
- Pre-height selector: 64 different mast heights (optional)

SAFETY

- Guardian Stability System
- High capacity
- Mast stability
- Curve speed control
- Auto-tilt leveling (optional)
- Side-shift auto-centering function (optional)
- Strong electro-magnetic service brake



OPTIMAL ERGONOMICS

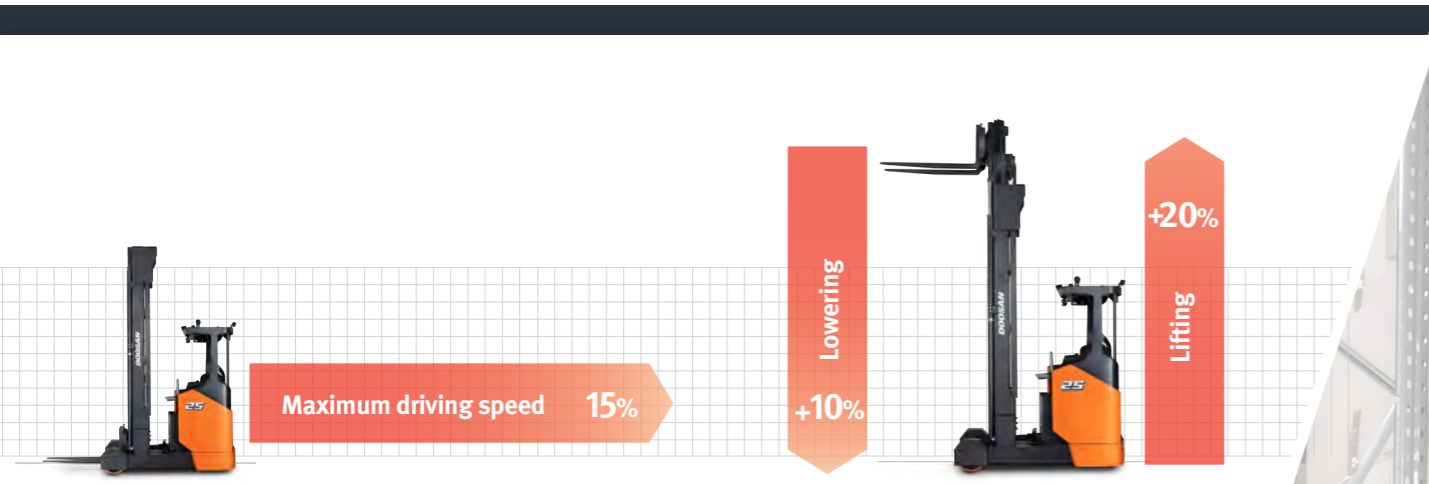
- Roof top glass (optional)
- Mast laser indicator (optional)
- Fork camera (optional)
- Fingertip (standard) or joystick (optional)
- Maximum operator comfort

RELIABILITY & SERVICEABILITY

- Worldwide service network
- Easy maintenance
- Genuine Parts
- Vulkollan wheels



Maximum Productivity




Quick drive, quick mast **NEW**

- 15% increased driving speed*
- 10% increased lowering speed*
- 20% increased lifting speed*
- Increased productivity


* comparison with 7-Series

Visibility **NEW**

The design process has had the operator in mind, giving excellent visibility of the fork tips.



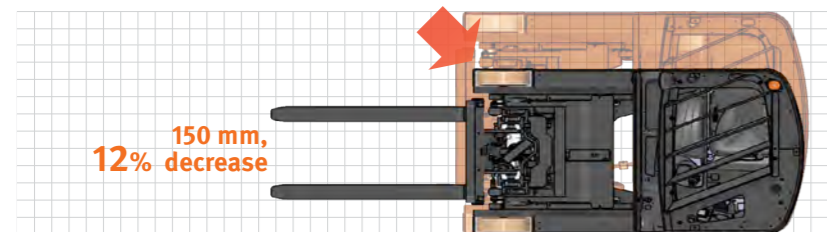
Through the overhead guard



Through the mast



Beside the mast



Compact Line-up (BR14/16-I) **NEW**

Narrower width and shorter length compared with BR14/16JW-7 reduce turning radius.

360° Steering

The driver can choose between 180° or 360° steering to suit his individual operating conditions. Each type of steering has its own strength. 360° steering system is less strenuous on arms, wrists and shoulders, with the ability to change direction without speed reduction, providing excellent manoeuvrability in tight spaces.



Image can include optional equipment



Safety



Mast stability

NEW

An expert task force comprising of a Structure Engineer, Hydraulic Engineer, Electric Control Engineer and Vibration Engineer has helped to develop a truck that is even safer and quicker to operate. Oscillation comes to a stop 40% faster than before.



* comparison with 7-Series

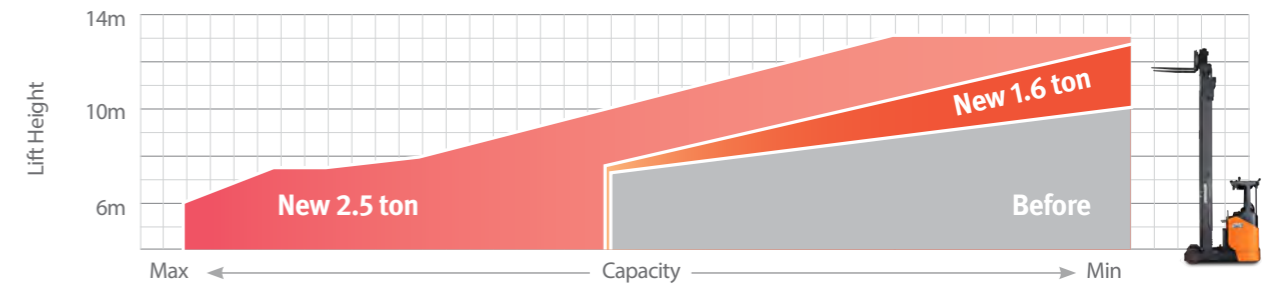



Image can include optional equipment

High capacity

Smart sensor control provides greater stability. The reach truck has a residual capacity of 1t at 13m mast height*.

* BR25JW-9 chassis




Guardian Stability System control

Doosan GSS (Guardian Stability System) will protect you from unexpected operation mistakes. Smart control alerts you of any danger and reduces speed automatically.



Optimal Ergonomics



Laser indicator



Fork camera



Fingertip

Extended Options

Optimize operation through roof top glass, laser indicator, fingertip control, joystick and fork camera. The fingertip console is adjustable in height and can be tilted forwards and backwards.

Convenient location for key features

Most important functions such as the side-shift auto-centering function and the pre-height selector are positioned in close proximity to the joystick/fingertip. The power jacks next to the display are convenient for connecting devices such as scanners. We have supplied a built-in USB port which can be used to charge a mobile phone.



New line-up

Narrow and heavy type added to the line up. Reinforced STD model.



BR20/25JW-9 Heavy type

BR14/16J-9 Narrow type

BR14/16JW-9 Standard type



not available for BR14/16J-9 Roof top glass



image can include optional equipment

Maximum operator comfort

The interior architecture is built around users providing large and variable storage space. The ergonomic design provides better operational comfort.

Excellent reliability & great serviceability


Worldwide service network



Doosan provides high-quality support, relying on its extensive dealer network. No matter where you are located, highly-skilled professionals are always ready to help you, guaranteeing maximum uptime.

Doosan Genuine Parts


The parts warehouse, supplies high quality Doosan parts to your local dealer.



Easy maintenance

NEW

The new reach trucks provide excellent access to main components.



Vulkollan wheels

Greater wear-resistance than other wheels, which extends the service lifecycle.



LIFTING YOUR DREAMS



Main Specifications

		BR14J-9			BR16J-9		
Load capacity/rated load	kg	315 Ah	465 Ah	620 Ah	315 Ah	465 Ah	620 Ah
Load centre distance	mm	210.5	210.5	145.5	226	226	161
Wheelbase	mm	1,390			1,410		
Aisle width for pallets 1,000 X 1,200 wide	mm	2,808	2,808	2,860	2,815	2,815	2,867
Aisle width for pallets 1,000 X 1,200 long	mm	2,925	2,925	2,983	2,931	2,931	2,989
Aisle width for pallets 800 X 1,200 wide	mm	2,657	2,657	2,704	2,666	2,666	2,713
Aisle width for pallets 800 X 1,200 long	mm	2,883	2,883	2,944	2,889	2,889	2,949
Turning radius	mm	1,616			1,636		
Travel speed, loaded / unloaded	km/h	14/14			14/14		
Lift speed, loaded / unloaded	mm/s	420/600			420/600		
Lowering speed, loaded / unloaded	mm/s	550/550			550/550		
Maximum gradeability, loaded / unloaded, 5 minute rating	%	10/15			10/15		
Battery voltage/nominal capacity K5	V/Ah	48/315	48/465	48/620	48/315	48/465	48/620

BR14JW-9			BR16JW-9			BR20JW-9			BR25JW-9		
420 Ah	560 Ah	700 Ah	420 Ah	560 Ah	700 Ah	700 Ah	775 Ah	930 Ah	700 Ah	775 Ah	930 Ah
287.5	222.5	152.5	307.5	242.5	172.5	197.5	140.5	140.5	317.5	242.5	242.5
1,410			1,430			1,520			1,640		
2,771	2,822	2,878	2,776	2,826	2,882	2,960	3,006	3,006	2,987	3,044	3,044
2,881	2,938	3,001	2,883	2,940	3,003	3,078	3,130	3,130	3,092	3,158	3,158
2,629	2,673	2,723	2,636	2,679	2,728	2,808	2,850	2,850	2,048	2,897	2,897
2,836	2,896	2,961	2,838	2,898	2,963	3,037	3,090	3,090	3,047	3,116	3,116
1,640			1,660			1,758			1,878		
14/14			14/14			14/14			14/14		
420/600			420/600			370/650			370/650		
550/550			550/550			550/550			550/550		
10/15			10/15			7/11			7/11		
48/420	48/560	48/700	48/420	48/560	48/700	48/700	48/775	48/930	48/700	48/775	48/930

Standard Features and Optional Extras

SAFETY	BR14J-9	BR14JW-9	BR20JW-9
	BR16J-9	BR16JW-9	BR25JW-9
Guardian Stability System	Standard	Standard	Standard
Emergency stop switch	Standard	Standard	Standard
Strong electromagnetic service brake	Standard	Standard	Standard
Load wheel brake	Standard	Standard	Standard
Battery cover	Optional	Optional	Optional
Flashing strobe light	Optional	Optional	Optional
Back-up alarm	Optional	Optional	Optional
Panoramic mirror	Optional	Optional	Optional
Side shift centering function	Optional	Optional	Optional
Height pre-selector	Optional	Optional	Optional
Safety light	Optional	Optional	Optional
Load/drive wheel cover	Optional	Optional	Optional

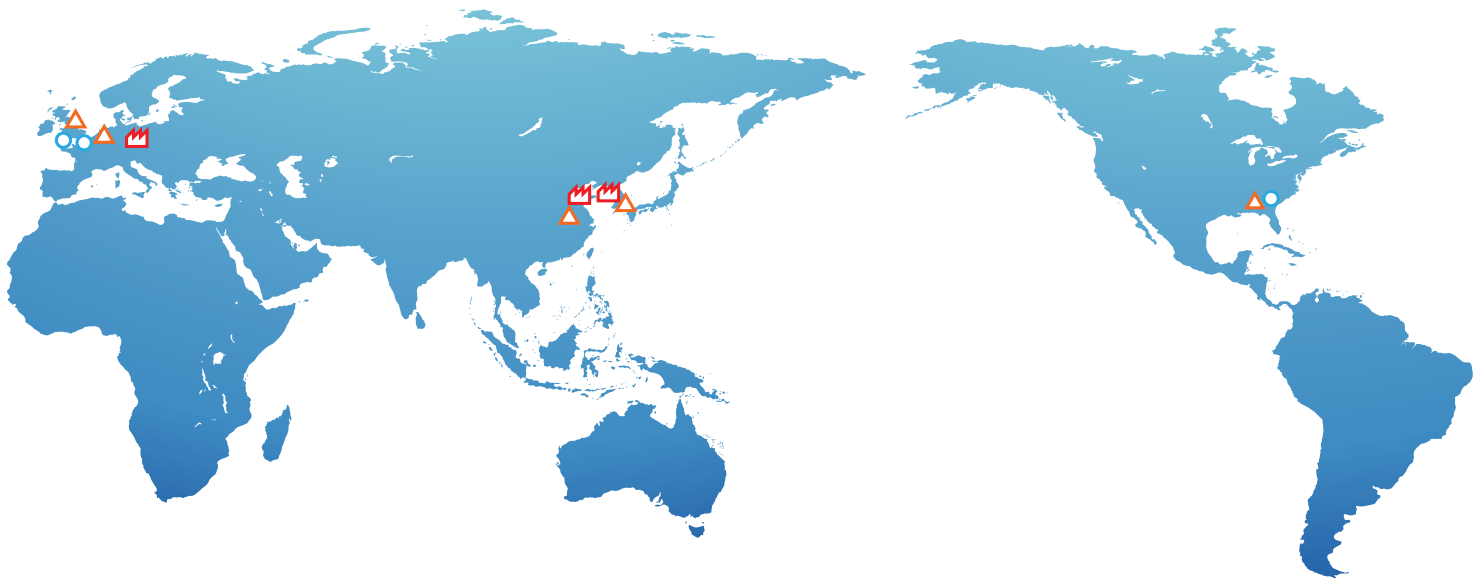
ERGONOMICS	BR14J-9	BR14JW-9	BR20JW-9
	BR16J-9	BR16JW-9	BR25JW-9
Premium Grammer suspension seat	Standard	Standard	Standard
Fingertip controls	Standard	Standard	Standard
Adjustable steering wheel	Standard	Standard	Standard
Large entry grip & step	Standard	Standard	Standard
Joystick	Optional	Optional	Optional
Roof top glass	Optional	Optional	Optional
Fork laser indicator	Optional	Optional	Optional




PRODUCTIVITY	BR14J-9	BR14JW-9	BR20JW-9
	BR16J-9	BR16JW-9	BR25JW-9
Pin Code Start	Standard	Standard	Standard
Microprocessor Control Panel (Curtis Controller)	Standard	Standard	Standard
Cold storage lubricant -20°C	Optional	Optional	Optional
Hydraulic weight scale	Optional	Optional	Optional
Fork camera	Optional	Optional	Optional

RELIABILITY & SERVICEABILITY	BR14J-9	BR14JW-9	BR20JW-9
	BR16J-9	BR16JW-9	BR25JW-9
Robust frame & overhead guard structure	Standard	Standard	Standard
Thermal control system protector	Standard	Standard	Standard
Hour meter	Standard	Standard	Standard

Standard
Optional

* Remark : This list is based on factory data. Standard or optional can vary for specific countries.



-  Production Subsidiary
-  Sales Subsidiary
-  Parts Depot Center

BR14JW-9 V1 (September 2021)

Authorised Dealer



Doosan Industrial Vehicle UK LTD
 12 Kilvey Road
 Brackmills Industrial Estate
 Northampton, NN4 7BQ

Tel.: 01604 825600
 Website: doosanflt.com